



Inspiring
TOMORROW'S
problem solvers



SCIENCE
FROM SCIENTISTS®

Try these **FUN** science activities at home!

Oobleck Recipe

Do you want to play with something fun? Make your own **Oobleck**, a non-Newtonian fluid that behaves both like a liquid or a solid, depending on how much pressure you apply to it.

INGREDIENTS

- 1½ cups cornstarch
- 1 cup water
- 3 drops food coloring (*optional—but fun!*)

INSTRUCTIONS

1. Add food coloring to the water.
2. Mix cornstarch and water with your hands, adding more cornstarch or water as necessary. You will have the right consistency when it feels similar to honey or molasses.
3. If you dip your hands into your Oobleck slowly, it will act as a liquid - if you punch or squeeze it, it will act as a solid.

EXPERIMENT: MAKE IT FUN!

Grab a friend or family member to experiment with your Oobleck with you. See if you can keep enough pressure on the ball of Oobleck to pass it back and forth without it becoming a liquid.

Glowing Lava Lamp Recipe

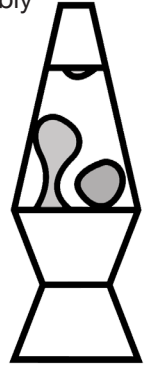
Looking for a fun activity to fill those outdoor summer nights? Build your own fun and bubbly **Glowing Lava Lamp!**

INGREDIENTS

- 1 mason jar
- 1 cup salt
- ⅔ cup water
- 1 highlighter
- 1 cup vegetable oil
- 1 black light

INSTRUCTIONS

1. Pour water into the mason jar.
2. **Carefully** take off the bottom of the highlighter and remove the inside compartment.
3. Soak the inside compartment of the highlighter in the water.
4. Squeeze out the excess water.
5. Add vegetable oil to the mason jar.
6. Add salt to the mason jar—small handfuls at a time.



The salt will grab the vegetable oil and bring it to the bottom. As the salt dissolves, the oil will spring back to the top to create the lava lamp.

EXPERIMENT: MAKE IT GLOW!

Shine a black light onto the lava lamp. The light and the highlighter will create a glowing effect.




HEALTHIER PEOPLE. STRONGER COMMUNITIES.

Collegium in partnership with Science from Scientists presents **Science on the Concourse** this summer at the following Red Sox games. Join us at the Kid's Concourse on:

- Friday, June 16th vs Yankees
- Wednesday, June 28th vs Marlins
- Saturday, July 22nd vs Mets


- Tuesday, July 25th vs Braves
- Sunday, August 6th vs Blue Jays
- Wednesday, August 9th vs Royals

- Sunday, August 13th vs Tigers
- Saturday, August 26th vs Dodgers
- Friday, September 8th vs Orioles



Want Science from Scientists in your club or classroom?

Scan the QR Code to learn more about our STEM summer programs and other classroom opportunities.



SCIENCE
FROM SCIENTISTS®

MA · CA · MN | sciencefromscientists.org | info@sciencefromscientists.org | @SciScientists

